



ELEVATORS DESIGNED TO EXCEED



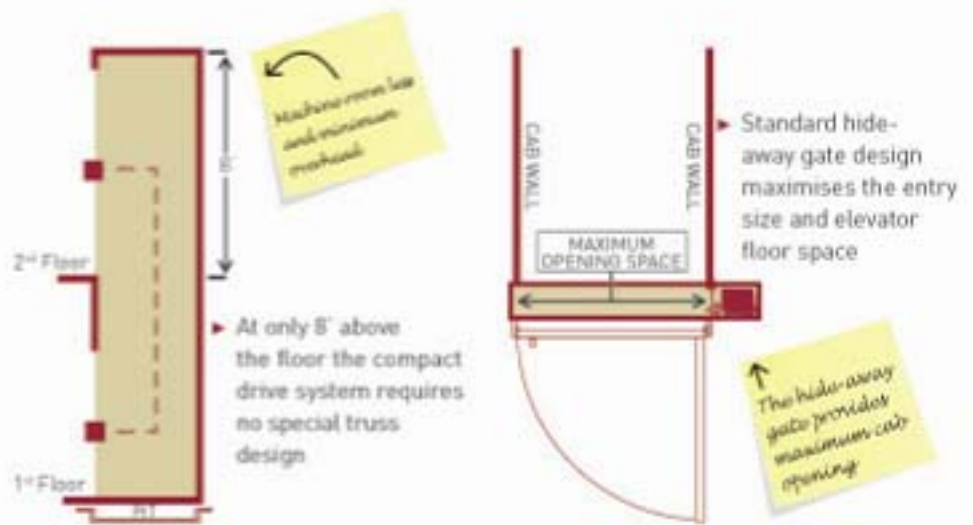

Eclipse



The Eclipse™ residential elevator by Savaria Concord delivers exceptional performance while utilising minimal space. Requiring no mechanical room and minimal overhead drive space, the Eclipse elevator easily fits into new or existing homes. Using a modular rail system, the Eclipse design installs quickly and seamlessly. In addition, the Eclipse' smooth arrival and departure system provides an exceedingly stable ride that ensures your comfort and peace of mind.

Savaria Concord is proud to offer the finest machine room less elevators solution on the market.

THE ECLIPSE RESIDENTIAL ELEVATOR... DESIGNED TO EXCEED



- ▶ At 1000 lb capacity, our robust design provides years of reliable service
- ▶ Our unique drive technology reduces energy consumption over traditional residential elevators
- ▶ The service panel can be conveniently located inside or outside the elevator shaft for ease of service and maintenance
- ▶ The structural design and wide stance of our modular rail system is the cornerstone for an exceedingly stable ride
- ▶ Up-to-date technology combined with reliable components deliver a home elevator that you can trust

CUSTOMIZING YOUR SOLUTION

Your home environment is a reflection of your personal style. Rest assured that with the Eclipse, you can customize your elevator in the same way you customized your home. From construction configuration to accessories, you can create the perfect solution suited to your practical needs and to your design sense.

Choose from a range of cab styles and sizes for both traditional, or modern homes and everything in between. Select your finishes to complement and complete your solution. You will be able to create your own personal elevator from our wide selection of options presented in this brochure.





ABOUT SAVARIA CONCORD LIFTS

As a leading designer and manufacturer of elevators and lifts for over 30 years, Savaria Concord Lifts Inc. has thousands of satisfied customers. Our global operation continuously seeks to advance manufacturing processes in our own modern facilities, allowing us to offer exceptional value and shorter lead times, while never compromising product quality, safety, or reliability.

As an active member of many trade associations, Savaria Concord is committed to the ongoing support of both its customers and dealers.

Authorized Savaria Concord dealers are carefully selected for their knowledge and experience, kept up-to-date with the latest technical and training sessions, and supported with our expert customer service. Get to know us, our products, and your local dealer. We think the choice is clear — Savaria Concord.

For more information about Savaria Concord products, or to locate a dealer nearest you, please visit our Web site: www.savariaconcord.com

CAB INTERIOR

CUSTOMIZE YOUR OWN ECLIPSE ELEVATOR FROM OUR WIDE RANGE OF OPTIONS AVAILABLE.



Maple



Oak



Cherry

SOLID HARD WOOD

- ▶ Raised solid oak walls and ceiling
- ▶ Bronze anodized aluminum accessories : cab operating panel, cylindrical handrail, down lights and aluminum trim
- ▶ Visifold gate with bronze acrylic inserts



Maple



Oak



Cherry

LACQUERED VENEER

- ▶ Clear lacquered recessed cherry veneer walls and ceiling
- ▶ Clear anodized aluminum accessories : cab operating panel, cylindrical handrail, down lights and aluminum trim
- ▶ Panelfold gate with clear acrylic inserts

ACCESSORIES AND FINISHES

- ▶ Sleek, easy-to-use, flush-mounted
- ▶ Choose clear or bronze anodized aluminum, stainless steel or brushed brass
- ▶ Standard cylindrical metal handrail



Bronze anodized aluminum



Brass



Clear anodized aluminum



Stainless steel



Birch



Maple



Oak

UNFINISHED

- ▶ Unfinished oak veneer walls and architectural white ceiling
- ▶ Clear anodized aluminum accessories : cab operating panel, cylindrical handrail, down lights and aluminum trim
- ▶ Clearfold gate with acrylic inserts
- ▶ Controller access panel below handrail



Ashburn Cherry



Antique White



Silver Maple



HardRock Maple



Folkstone



Red Oak

MELAMINE

- ▶ Ashburn cherry melamine walls and architectural white ceiling
- ▶ Clear anodized aluminum accessories : cab operating panel, cylindrical handrail, down lights and aluminum trim
- ▶ Clearfold gate with acrylic inserts

CAB GATES

Three styles of accordion cab gates are available

- ▶ The Panelfold gate includes 3 acrylic inserts and simulated ratan inserts
- ▶ The Visifold gate features a bronze anodized frame and bronze acrylic inserts
- ▶ The Clearfold gate features a clear anodized frame and clear acrylic inserts

PANELFOLD



VISIFOLD



CLEARFOLD



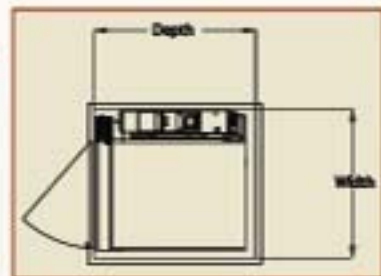
STANDARD SPECIFICATIONS

- ▶ Remote controller installation
- ▶ Running speed 40 fpm
- ▶ Fully automatic operation
- ▶ 2 hp motor
- ▶ Wide stable rail design
- ▶ Modular rail sections for quick install
- ▶ Energy efficient variable speed motor drive
- ▶ Automatic cab on/off lighting
- ▶ Recessed (hide-away) gate pocket
- ▶ Digital display in car operating panel
- ▶ Home landing feature
- ▶ White ceiling with four incandescent pot lights
- ▶ Melamine cab with six different color choices
- ▶ Backed by the **Savaria Concord Limited Warranty** which covers the repair or replacement of any defective parts for a period of **36 months** from date of shipment.

▶ Type 1 left hand sizes (right side available)

Car size	Width	Depth	Clear opening
36 x 48	50 1/2"	55"	36"
36 x 54	50 1/2"	61"	36"
36 x 60	50 1/2"	67"	36"
48 x 54	54 1/2"	61"	36"

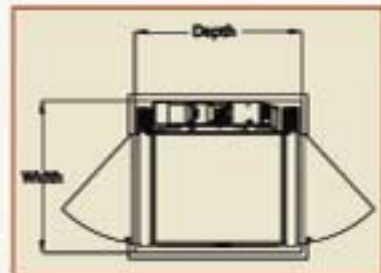
Drawings and dimensions for reference only, not to be used for construction



▶ Type 2

Car size	Width	Depth	Clear opening
36 x 48	50 1/2"	55 1/2"	36"
36 x 54	50 1/2"	61 1/2"	36"
36 x 60	50 1/2"	67 1/2"	36"
48 x 54	54 1/2"	61 1/2"	36"

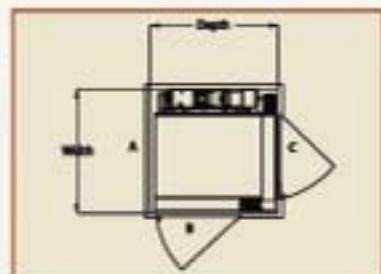
Drawings and dimensions for reference only, not to be used for construction



▶ Type 3

Car size	Width	Depth	Clear opening B C
36 x 48	52 1/2"	55"	36" 34 1/2"
36 x 54	52 1/2"	61"	36" 34 1/2"
36 x 60	52 1/2"	67"	36" 34 1/2"
48 x 54	56 1/2"	61"	36" 36"

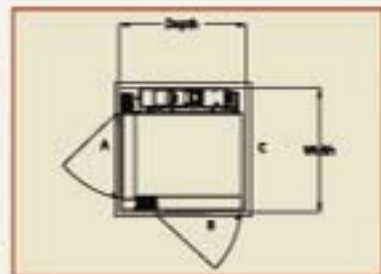
Drawings and dimensions for reference only, not to be used for construction



▶ Type 4

Car size	Width	Depth	Clear opening A B
36 x 48	52 1/2"	55"	34 1/2" 36"
36 x 54	52 1/2"	61"	34 1/2" 36"
36 x 60	52 1/2"	67"	34 1/2" 36"
48 x 54	56 1/2"	61"	36" 36"

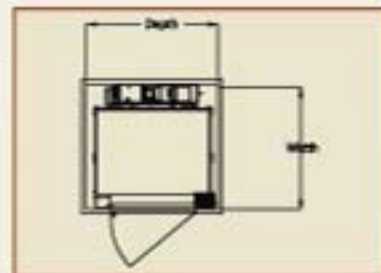
Drawings and dimensions for reference only, not to be used for construction



▶ Type 5 center (left and right available)

Car size	Width	Depth	Clear opening
36 x 48	52 1/2"	56 1/2"	36"
36 x 54	52 1/2"	62 1/2"	36"
36 x 60	52 1/2"	68 1/2"	36"
48 x 54	56 1/2"	62 1/2"	36"

Drawings and dimensions for reference only, not to be used for construction



SAFETY FEATURES

- ▶ Battery emergency lowering and lighting
- ▶ Manual lowering, hand crank
- ▶ Motor brake
- ▶ Lockable control panel
- ▶ Elevator door interlocks
- ▶ Stop switch in car
- ▶ In use indicator lights on hall stations
- ▶ Slack chain brake system

HOISTWAY SPECIFICATIONS

- ▶ Minimum 6" pit standard
- ▶ No special shaft ceiling construction required ceiling height of 8' for standard cab

OPTIONS

- ▶ 3 or 4 stops
- ▶ Cab width up to 42"
- ▶ Cab length up to 60"
- ▶ Maximum cab sizes 15 ft²
- ▶ 96" cab height available
- ▶ Machine room less controller in hoistway
- ▶ Alpha numeric button marking
- ▶ Power gate and power door operators
- ▶ Two exit opening at one landing
- ▶ Laminated cab flooring in cherry, maple or oak
- ▶ Buffer springs
- ▶ Green drive energy return system

Savaria Concord Lifts Inc. — Administrative Head Office

4870 Courval, St-Laurent, Quebec, Canada H4T 1L1

T 1 800 931-5655

Savaria Concord Lifts Inc. — Sales and Production Facility

107 Alfred Kuehne Blvd, Brampton, Ontario, Canada L6T 4K3

T 905 791-5555 or 800 661-5112

F 905 791-2222

www.savariaconcord.com

Authorized Savaria Concord dealer:



Toll Free Telephone: (888) 630-2500

Email: info@easyaccessstairlifts.com

Web: www.easyaccessstairlifts.com



Eclipse is a registered trademark of Savaria Concord Lift Inc.

Savaria Concord Lifts Inc reserves the right to discontinue models or options at any time or change specifications, materials, equipment, warranty or pricing without notice incurring obligation.

Printed in Canada Ed. 12/07